



**INTERIOR
ADA COMPLIANT
SIGNAGE PROGRAM**

JUNE-11-96

**EAST CAROLINA UNIVERSITY
GREENVILLE, N.C.**

EAST CAROLINA UNIVERSITY
INTERIOR ADA COMPLIANT SIGNAGE
PHASE I

SIGN TYPES

Sign types are described as follows:

Sign Type	Function	Size	Quantity
A,	Room Numeral Identification Module	3" x 8" x 3/16"	
B,	Room Numeral & Function Id. Plaque	7" x 8" x 3/16"	
C,	Room Numeral & Window Plaque <i>Office / Classroom Id.</i>	9" x 8" x 3/16"	
C/I,	Window Plaque Insert	5-1/8" x 8"	
D,	Room Numeral & Changeable Plaque <i>Semi - Permanent Office Identification</i>	11" x 8" x 3/16"	
E,	Restroom Identification Plaque <i>with Numeral Id.</i>	11" x 8" x 3/16"	
F,	Exterior Building Entrance Identification	16"x16"x1"	
G,	Elevator Cab / Building Identification	8" x 8" x 3/16"	
H,	Corridor Directional Sign	12" x 12" x 3/16"	
I,	Emergency Informational Sign	8" x 8" x 3/16"	

001-ADA Compliance Specifications:

The following specifications pertain to all sign products utilizing tactile raised graphics and grade II braille:

1. Graphics to be 5/8" min. in letter height.
2. Graphics to be raised a minimum of 1/32" from the background surface.
3. All graphics to maintain a 70% or greater color contrast level with background.
4. All tactile braille to be grade II.
5. All braille to conform with mandated dot height and spacing.
 - a. dot height standard min. .025
 - b. dot height maximum 1/32"
 - c. interdot spacing @ .090.
 - d. all dots to be perfectly rounded(domed).
6. All braille to be embedded rasters .0625" in dia. of clear acrylic for interior applications and clear glass rasters for exterior applications where required.
7. All raised tactile graphics to be sans serif, Futura Medium, font.
 - a. Character width no less than 55% and no greater than 110% of height, measured by uppercase "O".
 - b. Stroke thickness no less than 10% and no more than 30% of character height, measured by uppercase "I".
 - c. All characters to have beveled profiles with a stroke thickness at base no less than 10% of the top of character and no more than 30%, a 15 degree draft is recommended.
 - d. Intercharacter spacing for characters with beveled profiles, to be 1/16"min. to 3/8" max. at base and 1/8" to 3/8" at the top.
8. All graphics to maintain an eggshell finish.
9. All background surfaces to maintain an eggshell , non glare finish.

002-Material Specifications:

1. Sign background (to be comprised of two laminate plys of cast acrylic sheet. The face ply to be 1/32" thick nonglare finished optically correct acrylic. Background color is to be applied to the subsurface as well as silk screened graphics when required. Substrate ply to be 1/8" black acrylic.
 - a. All edges to be routed smooth and square.

2. Tactile graphic applique to be comprised of 1/32" modified engraving acrylic with the following properties.

- a. Color composition incorporated into material.
- b. High bond (3M) adhesive backing (see adhesive specs.).
- c. Izod impact strength, 2ft. lbs/in.
- d. Tensile strength, 7,000 psi before break.
- e. Specific gravity, 1.11.
- f. Rockwell hardness, R114, M45.
- g. Coefficient of thermal expansion, 5.0×10^{-5} .

2.1 Applique material to be mechanically engraved (cut) on substrate, to form a 1/32" min. raised letter form with a +/- 15 degree beveled profile or draft.

3. All grade II braille to be displayed in embedded rasters .0625" in dia. of clear acrylic for interior applications and clear glass rasters for exterior applications as required.

Raster voids are to be precision milled into the substrate material in order to allow the proper raster height and interdot spacing as specified above.

4. Adhesive Specifications.

- a. Adhesive thickness 2mils.
- b. Peel adhesion, 144 (39.4)
- c. Holding power, 4.4psi, >200 hrs. / 8.8psi, >24hrs.
- d. Service temperature range, -40f. to +300 f.
- e. Humidity resistance at % peel retention, 96%.
- f. Water resistance at % peel retention, 90%.

003- Mounting Methods.

All sign products with the exception of sign type F, to be mounted or installed in one or combination of the two following methods.

1. Shim Plate Mounting, this method incorporates an .080 aluminum plate milled 1/8" smaller overall than the corresponding plaque or sign. The mounting shim plate is to be painted to match the plaque. Shim plate and then affixed to the porous wall surface with 2-4 counter sunk fasteners and the appropriate anchors. The corresponding sign or plaque is then fastened to the shim plate with very high bond double faced tape and silicone as required.

2. Very High Bond Tape Mounting, this method utilizes a neoprene tape product with high bond acrylic adhesive on both sides. This method is only recommended for application of signs to a nonporous surface.

004- Intent

It is the designer and owners intent to create specifications for product(s) that follow the federal ADA title II guidelines and ANSI A117.1 committee revisions to date.

Product, materials and methods specified are intended to meet the following criteria:

1. Durability


- a. Provide subsurface background colors and noncompliant graphics as specified.
- b. Provide 15 degree letter draft, bolder at base, narrow at top.
- c. Provide tactile graphic applique to meet or exceed specifications for strength and surface adhesion retention.

2. ADA guidelines / 1996 ANSI Committee / ADDAG Advisory Review Committee

- a. Contrast level exceeding 70%
- b. San serif type face
- c. Beveled tactile graphics.
- d. Proper rounded grade II braille, interdot height & spacing.
- e. Proper tactile inter-character spacing.

Alternate product, materials and methods for creating signs, must meet the objectives of the above intent. All alternate samples must be equal or exceed the above specifications. All alternate samples and materials are subject to approval review by the owners or their representatives.

8"



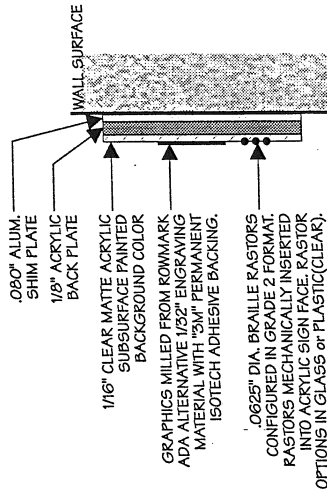
SIGN TYPE: A - INTERIOR ROOM NUMBER PLAQUES

SCALE: FULL SCALE

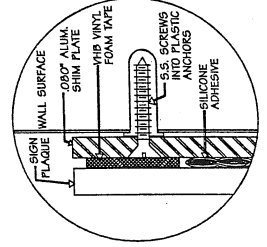
SPECIFICATIONS

- SIGN TYPE: "A"
- QUANTITY: () TOTAL REQUIRED
- SERIES DESIGN: 120RB
- INT. or EXT. USE: INTERIOR
- SIZE: 3" X 8"
- BACKGROUND COLOR: PMS #11C WARM GRAY
- LETTER STYLE: FUTURA MEDIUM
- LETTER SIZE: 1"
- LETTER COLOR: WHITE
- COPY TO BE SET: CAPS
- SPACING: NORMAL

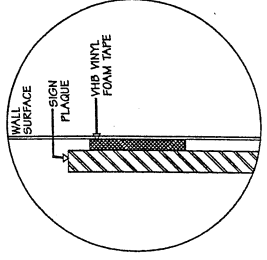
- TYPE POSITION: LEFT CENTER
- SYMBOL/ARROW STYLE:
- SYMBOL/ARROW SIZE:
- SYMBOL/ARROW COLOR:
- RADIUS:
- FRAME DESIGN:
- FRAME SIZE:
- FRAME COLOR:
- MOUNTING METHOD: SPM & YTM AS REQ'D
- Special Requirements: INCLUDE GRADE 2 BRAILLE PAINT SHIM PLATES PMS #11C



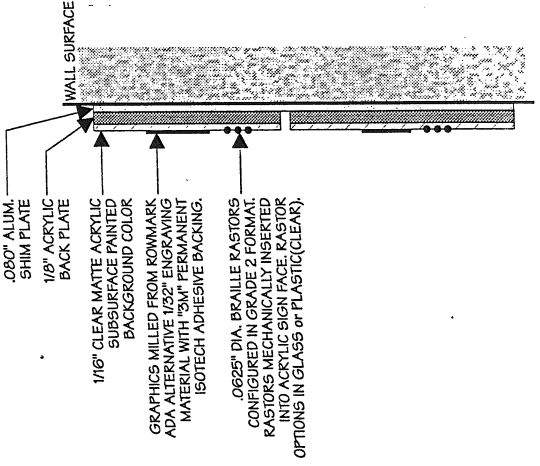

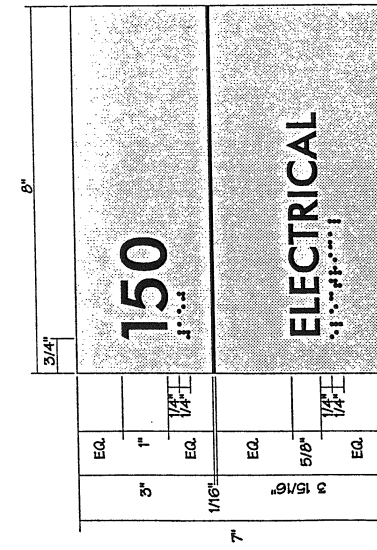
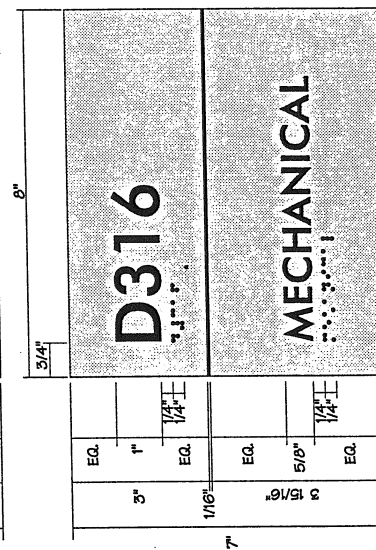
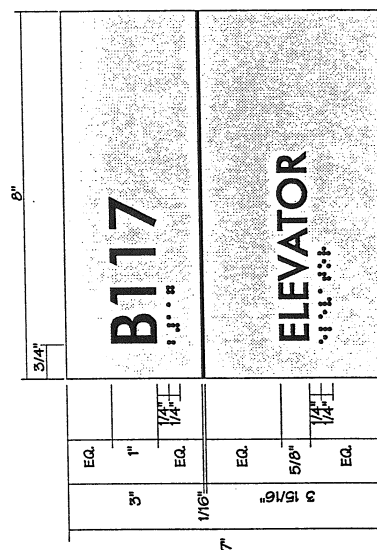
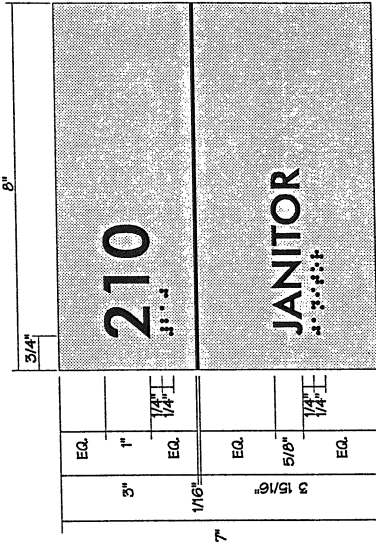
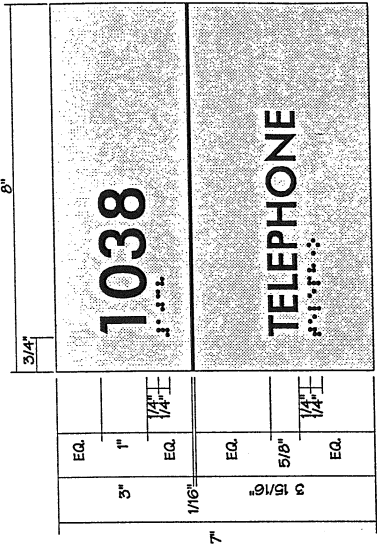
SECTION DETAIL (#120RB) NOT TO SCALE



MOUNT DETAIL
Shim Plate Mount
NOT TO SCALE



MOUNT DETAIL
VHB Vinyl Foam Tape
NOT TO SCALE

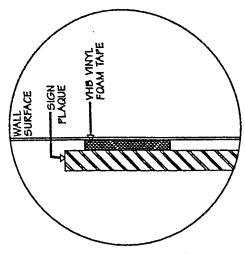


SIGN TYPE: B - INTERIOR WALL PLAQUES

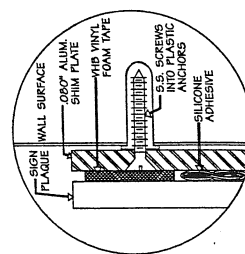
SCALE: 1/4" = 1"

SPECIFICATIONS

- SIGN TYPE: "B"
- QUANTITY: () TOTAL REQUIRED
- SERIES DESIGN: 120KB
- INT. or EXT. USE: INTERIOR
- SIZE: 3" X 8" & 3 15/16" X 8"
- BACKGROUND COLOR: PMS #11C WARM GRAY
- LETTER STYLE: FUTURA MEDIUM
- LETTER SIZE: 1" & 5/8"
- LETTER COLOR: WHITE
- COPY TO BE SET: CAPS
- SPACING: NORMAL
- TYPE POSITION: LEFT CENTER
- SYMBOL/ARROW STYLE:
- SYMBOL/ARROW SIZE:
- SYMBOL/ARROW COLOR:
- RADIUS:
- FRAME DESIGN:
- FRAME SIZE:
- FRAME COLOR:
- MOUNTING METHOD: SPM & YTM AS REQ'D



MOUNT DETAIL
VHB Vinyl Foam Tape
NOT TO SCALE



MOUNT DETAIL
Shim Plate Mount
NOT TO SCALE

SECTION DETAIL
(#120RB)
NOT TO SCALE

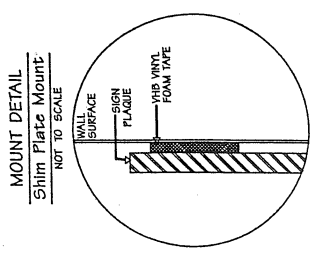
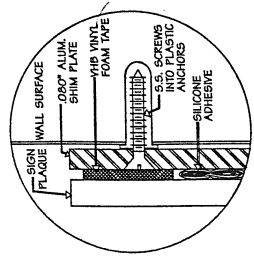
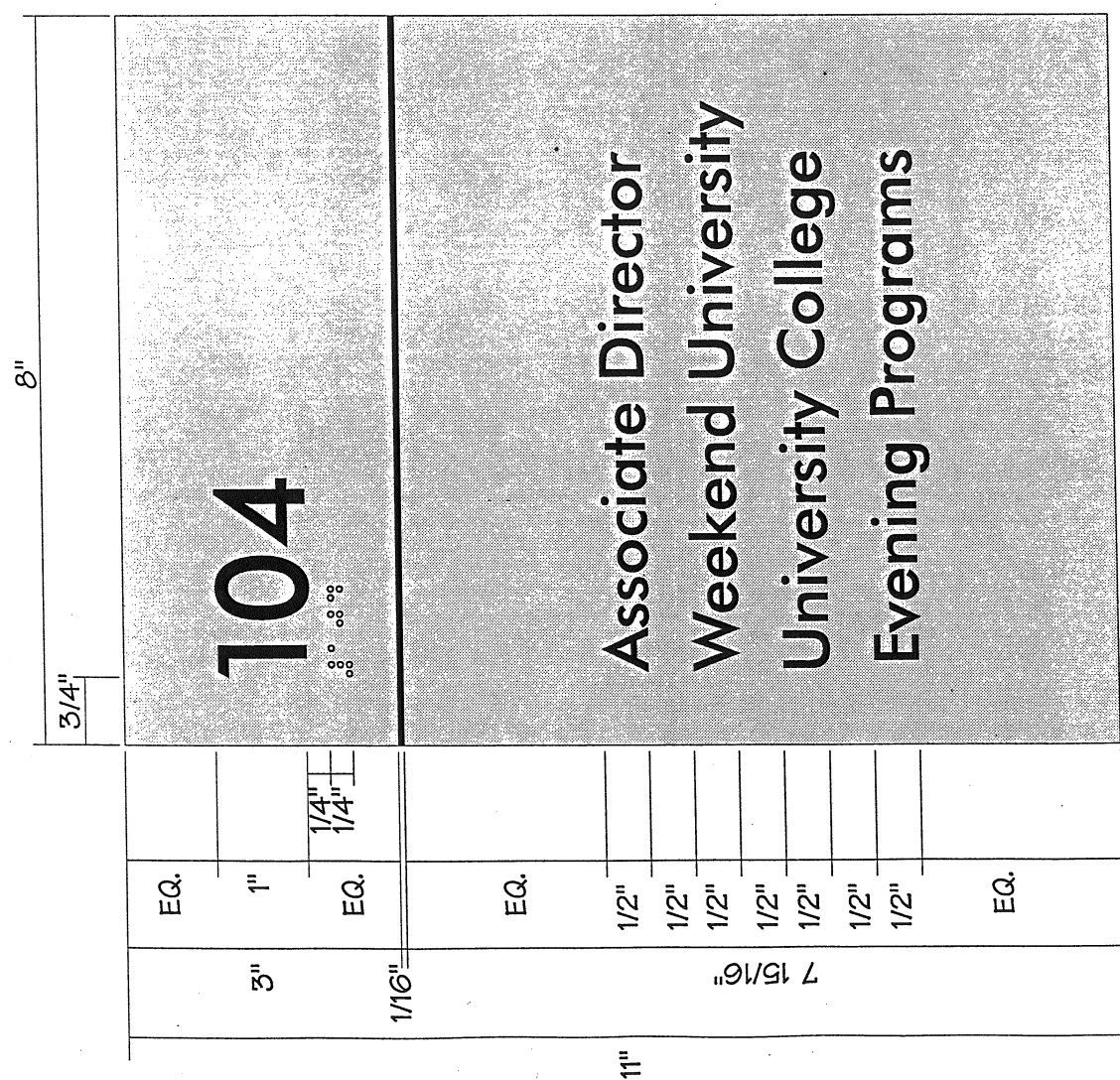
Special Requirements: INCLUDE GRADE 2 BRAILLE

SIGN TYPE: D - INTERIOR WALL PLAQUES
SCALE: 1/4" = 1"

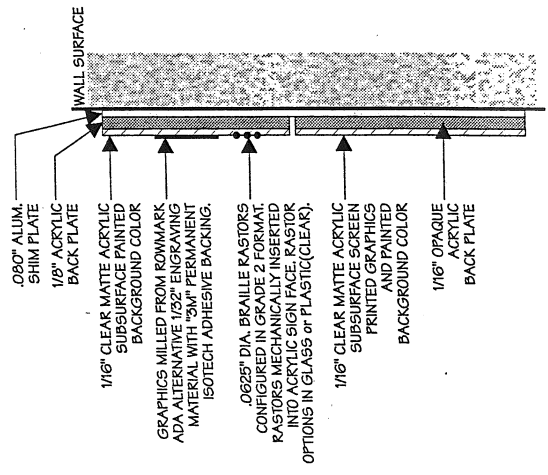
SPECIFICATIONS

SIGN TYPE: "D"
 QUANTITY: () TOTAL REQUIRED
 SERIES DESIGN: 120RB & 120SX
 INT. or EXT. USE: INTERIOR
 SIZE: 3" X 8" & 7 15/16" X 8"
 BACKGROUND COLOR: PMS #11C WARM GRAY
 LETTER STYLE: FUTURA MEDIUM
 LETTER SIZE: 1" & 1/2"
 LETTER COLOR: WHITE
 COPY TO BE SET: CAPS
 SPACING: NORMAL
 TYPE POSITION: LEFT CENTER
 SYMBOL/ARROW STYLE:
 SYMBOL/ARROW SIZE:
 SYMBOL/ARROW COLOR:
 RADIUS:
 FRAME DESIGN:
 FRAME SIZE:
 FRAME COLOR:
 MOUNTING METHOD: SPM & VTM AS REQ'D

Special Requirements: INCLUDE GRADE 2 BRAILLE



MOUNT DETAIL
 Shim Plate Mount
 NOT TO SCALE



SECTION DETAIL
 (#120RB) & (#120SX)
 NOT TO SCALE

MOUNT DETAIL
 Sign Plate Mount
 NOT TO SCALE

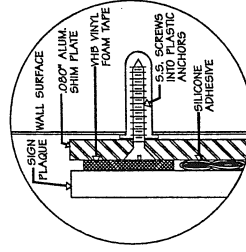
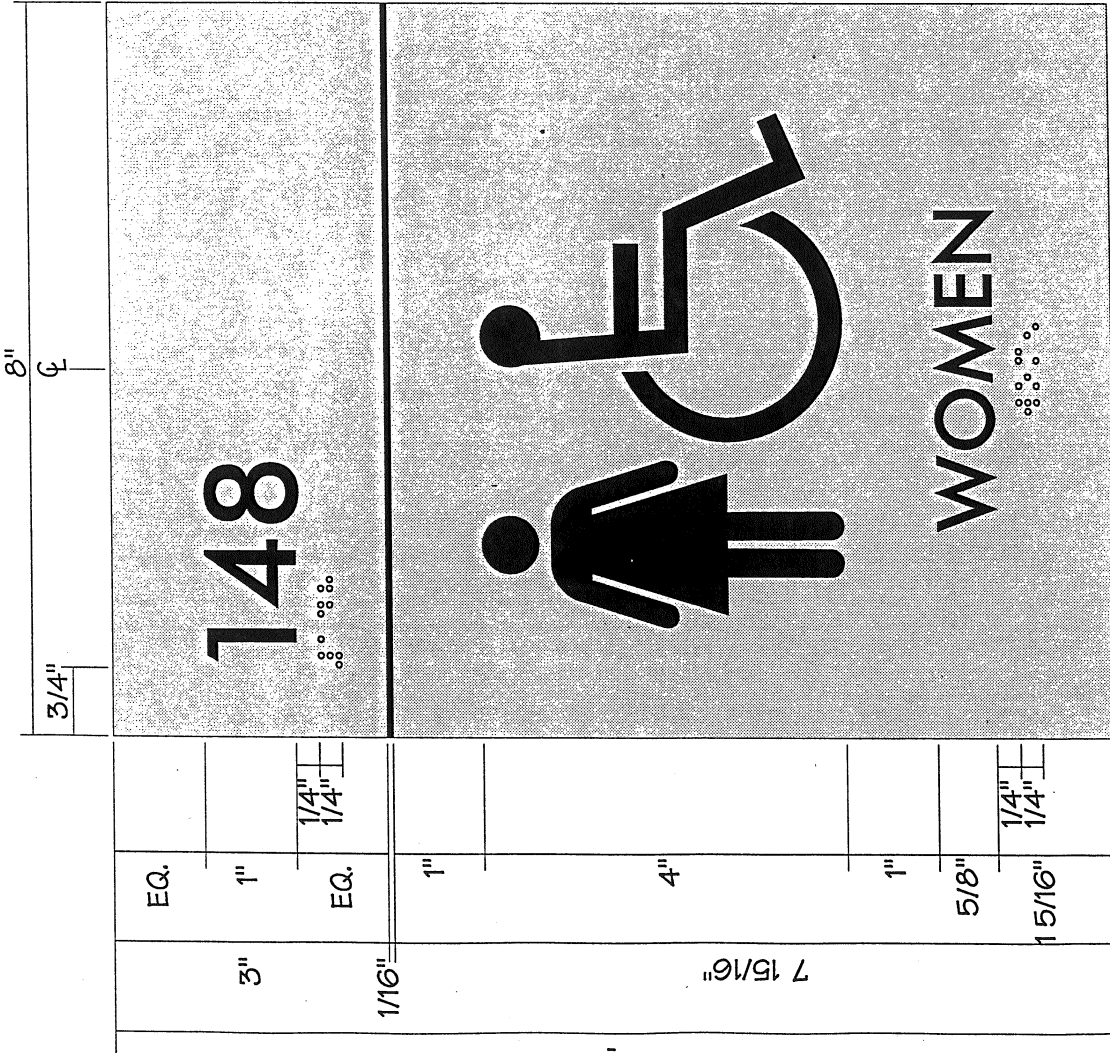
SIGN TYPE: E.1 - INTERIOR WALL PLAQUES

SCALE: 1/4" = 1"

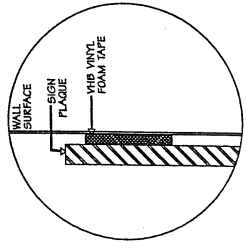
SPECIFICATIONS

SIGN TYPE: "E.1"
 QUANTITY: () TOTAL REQUIRED
 SERIES DESIGN: 120RB & 120SXB
 INT. or EXT. USE: INTERIOR
 SIZE: 3" X 8" & 7 15/16" X 8"
 BACKGROUND COLOR: PMS #11C WARM GRAY
 LETTER STYLE: FUTUKA MEDIUM
 LETTER SIZE: 1" & 3/4"
 LETTER COLOR: WHITE
 COPY TO BE SET: CAPS
 SPACING: NORMAL
 TYPE POSITION: LEFT CENTER & BOTTOM CENTER
 SYMBOL/ARROW STYLE: GENDER & HDCC
 SYMBOL/ARROW SIZE: 4"
 SYMBOL/ARROW COLOR: WHITE
 RADIUS:
 FRAME DESIGN:
 FRAME SIZE:
 FRAME COLOR:
 MOUNTING METHOD: SPM & VTM AS REQ'D

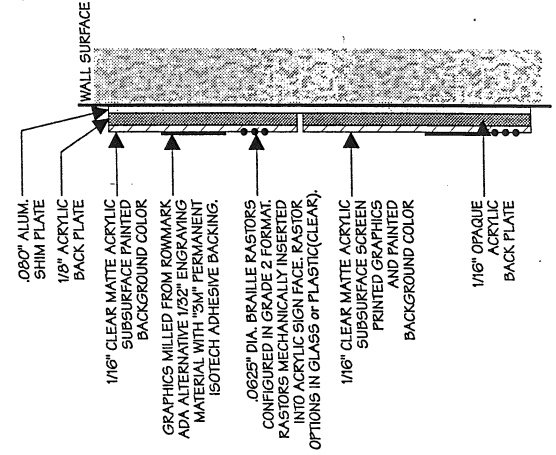
Special Requirements: INCLUDE GRADE 2 BRAILLE



MOUNT DETAIL
Shim Plate Mount
NOT TO SCALE



MOUNT DETAIL
VHB Vinyl Foam Tape
NOT TO SCALE



SECTION DETAIL
(#120RB) & (#120SX)
NOT TO SCALE

16"

9



Division of Continuing Studies

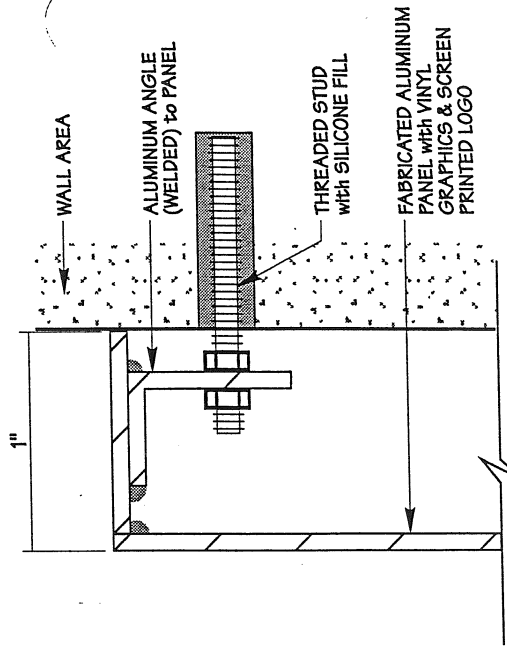
Summer School
Weekend University
University College
Evening Programs
Extension
Noncredit Programs

SIGN TYPE: F - EXTERIOR WALL PLAQUES
SCALE: 3/8" = 1"

SPECIFICATIONS

- SIGN TYPE: "F"
- QUANTITY: () TOTAL REQUIRED
- SIZE: 16" X 16" X 1/4"
- POST/PANEL SERIES: PAN FACE PANEL
- SIGN DESIGN: FABRICATED PAN FACE SINGLE FACE / NON-ILLUMINATED
- INSTALLATION METHOD: MECHANICAL TO WALL SURFACE
- PANEL SYSTEM: PAN
- PANEL MATERIAL: .080" ALUMINUM
- PANEL FINISH/COLOR: PMS #11C WARM GRAY
- GRAPHIC APPLICATION: VINYL
- LETTER SIZES: 1" & 3/4"
- LETTER COLOR: WHITE
- COPY TO BE SET: UL/C
- SPACING: "AS SHOWN"
- LOGO GRAPHIC APPLICATION: VINYL
- LOGO/ARROW STYLE: ECU LOGO & BORDER
- LOGO/ARROW SIZE: 3" LOGO & 1/8" THICK BORDER INSET 1/4"
- LOGO/ARROW COLOR: WHITE

Special Requirements:

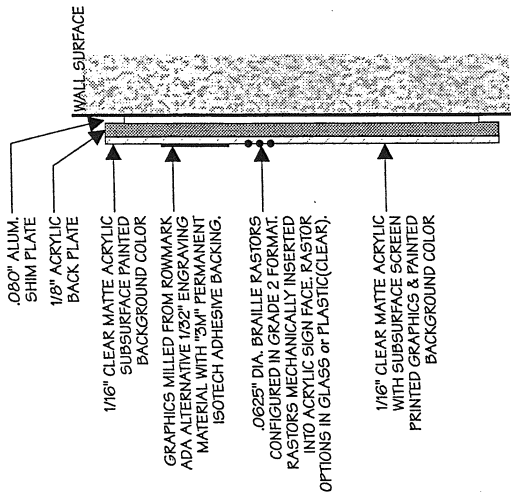
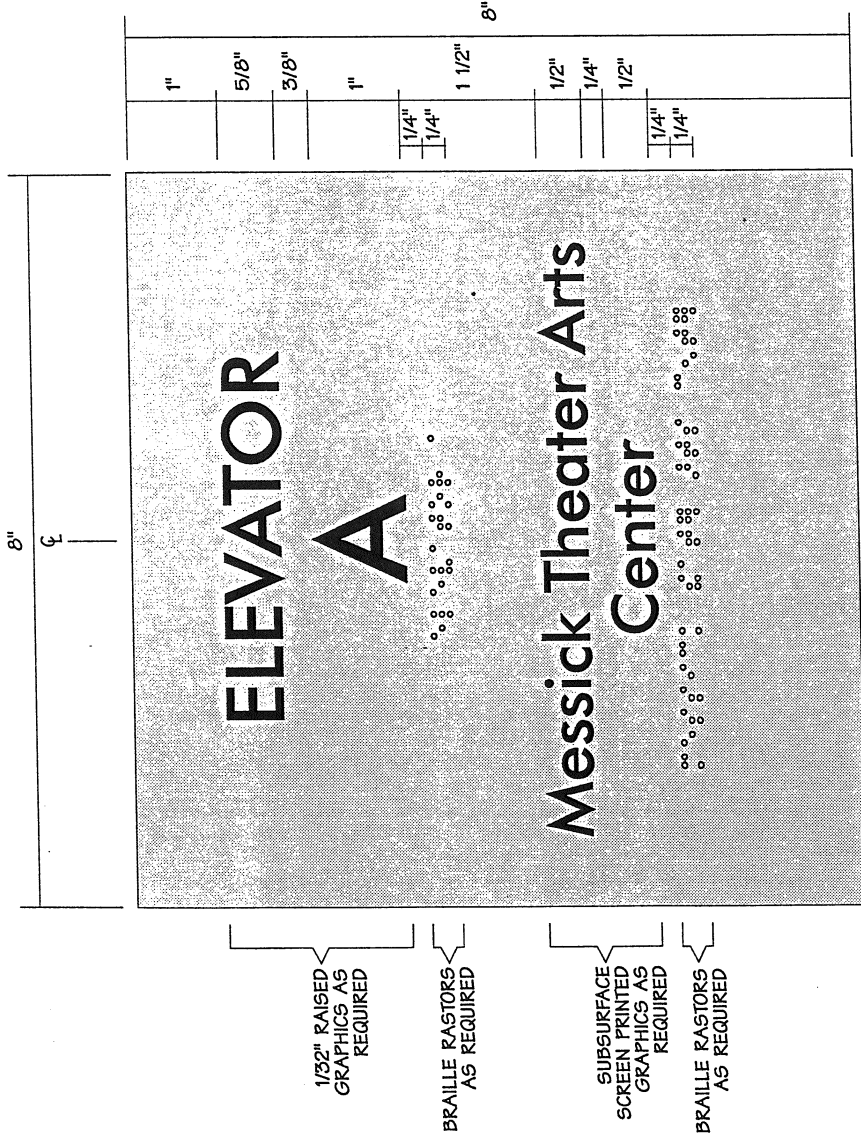


SECTION DETAIL

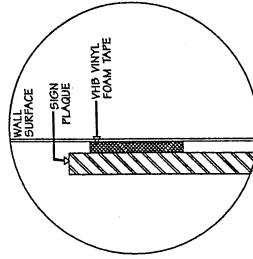
SCALE: Not to Scale

1/4"
1/8"
5/8"
3"
1/2"
1"
1/2"
1"
1"
3/4"
3/8"
3/4"
3/8"
3/4"
3/8"
3/4"
3/8"
3/4"
5/8"
1/8"
1/4"

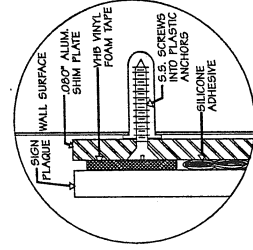
16"



SECTION DETAIL (#1205XRB) NOT TO SCALE



MOUNT DETAIL YHB Vinyl Foam Tape NOT TO SCALE



MOUNT DETAIL Shim Plate Mount NOT TO SCALE

SIGN TYPE: G - INTERIOR ELEVATOR ID SIGNS
SCALE: 1/4" = 1"

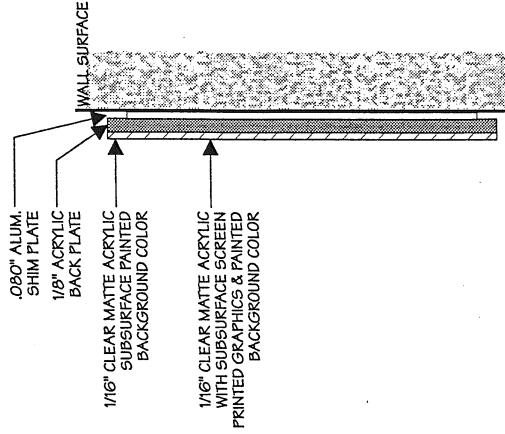
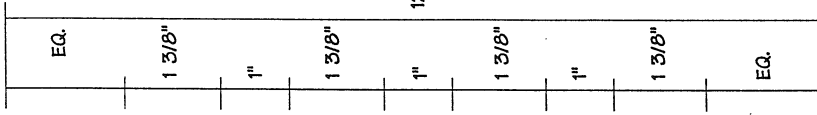
- SPECIFICATIONS**
SIGN TYPE: "G"
QUANTITY: () TOTAL REQUIRED
SERIES DESIGN: 1205XRB
INT. or EXT. USE: INTERIOR & EXTERIOR
SIZE: 8" X 8"
BACKGROUND COLOR: PMS #11C WARM GRAY
LETTER STYLE: FUTURA MEDIUM
LETTER SIZE: 1", 5/8" & 1/2"
LETTER COLOR: WHITE
COPY TO BE SET: CAPS & UL/C
SPACING: NORMAL

- TYPE POSITION: TOP CENTER
SYMBOL/ARROW STYLE:
SYMBOL/ARROW SIZE:
SYMBOL/ARROW COLOR:
RADIUS:
FRAME DESIGN:
FRAME SIZE:
FRAME COLOR:
MOUNTING METHOD: SPM & VTM AS REQ'D
Special Requirements: INCLUDE GRADE 2 BRAILLE
PAINT SHIM PLATES PMS #11C

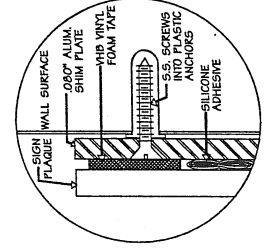
18"

2" 1 3/8" 1"

← 103-106
 ← Elevator
 → 128-137
 → Auditorium



SECTION DETAIL (#1205X) NOT TO SCALE



MOUNT DETAIL VHB Vinyl Foam Tape NOT TO SCALE


SIGN TYPE: H - INTERIOR DIRECTIONALS
SCALE: 3/8" = 1"

SPECIFICATIONS

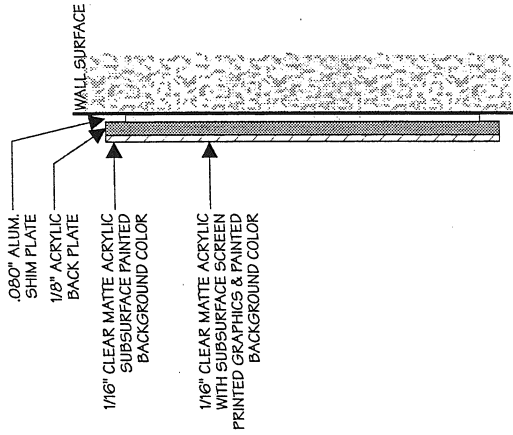
- SIGN TYPE: "H"
- QUANTITY: () TOTAL REQUIRED
- SERIES DESIGN: 1205X
- INT. or EXT. USE: INTERIOR
- SIZE: 12" h X 18" w
- BACKGROUND COLOR: PMS #11C WARM GRAY
- GRAPHIC APPLICATION: SUBSUR. SILK SCREEN
- LETTER STYLE: FUTURA MEDIUM
- LETTER SIZE: 1 3/8"
- LETTER COLOR: WHITE
- COPY TO BE SET: UL/C
- SPACING: NORMAL
- TYPE POSITION: LEFT CENTER
- SYMBOL/ARROW STYLE: EQUAL SIDES ARROW
- SYMBOL/ARROW SIZE: 1 3/8"
- SYMBOL/ARROW COLOR: WHITE
- RADIUS:
- FRAME DESIGN:
- FRAME SIZE:
- FRAME COLOR:
- MOUNTING METHOD: SPM & VTM AS REQ'D
- Special Requirements: PAINT SHIM PLATES PMS #11C

MOUNT DETAIL Shim Plate Mount NOT TO SCALE

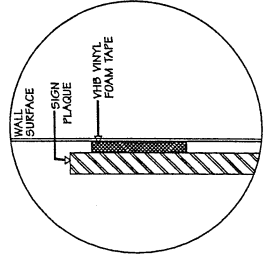
8"



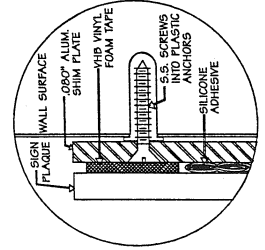
8"



SECTION DETAIL (#120SX) NOT TO SCALE



MOUNT DETAIL VHB Vinyl Foam Tape NOT TO SCALE



MOUNT DETAIL Shim Plate Mount NOT TO SCALE

SIGN TYPE: I - INTERIOR INFO. SIGN

SCALE: 3/4" = 1"

SPECIFICATIONS

- SIGN TYPE: "I"
- QUANTITY: () TOTAL REQUIRED
- SERIES DESIGN: 120SX
- INT. or EXT. USE: INTERIOR
- SIZE: 8" h X 8" w
- BACKGROUND COLOR: PMS #11C WARM GRAY
- GRAPHIC APPLICATION: SUBSUR. SILK SCREEN
- LETTER STYLE: FUTURA MEDIUM
- LETTER SIZE: 1/2" OR AS REQUIRED
- LETTER COLOR: WHITE
- COPY TO BE SET: UL/C

- SPACING: NORMAL
- TYPE POSITION: CENTER / CENTER
- SYMBOL/ARROW STYLE:
- SYMBOL/ARROW SIZE:
- SYMBOL/ARROW COLOR:
- RADIUS:
- FRAME DESIGN:
- FRAME SIZE:
- FRAME COLOR:
- MOUNTING METHOD: SPM & VTM AS REQ'D
- Special Requirements: PAINT SHIM PLATES PMS #11C